

[[A Fully❀Explained❀Guide]] How to Cancel a McAfee Subscription – Step-by-Step Support Guide

If you're searching "How to cancel a McAfee subscription?" 📞 (1)(833)(319)(6690), you may be dealing with unexpected renewal charges or auto-billing issues 📞 (1)(833)(319)(6690). McAfee is a widely used antivirus solution 📞 (1)(833)(319)(6690), but managing subscriptions and stopping renewals can sometimes be confusing 📞 (1)(833)(319)(6690).



If you notice charges you didn't approve, contact 📞 (1)(833)(319)(6690) (McAfee®) for help canceling your subscription and avoiding further billing.

Why You May Need to Cancel a McAfee Subscription





📞 (1)(833)(319)(6690) Many McAfee subscriptions are enrolled in auto-renewal by default, which can renew automatically without a reminder 📞 (1)(833)(319)(6690). If you no longer need protection, changed devices, or want to use a different security provider, 📞 (1)(833)(319)(6690) (McAfee®) can help you cancel or turn off auto-renewal quickly 📞 (1)(833)(319)(6690).





Canceling before the renewal date helps prevent unwanted charges 📞 (1)(833)(319)(6690).

Step-by-Step Guide: How to Cancel a McAfee Subscription





Follow these steps carefully to ensure your McAfee subscription is canceled successfully and no future payments are taken  
(1)((833))((319))((6690)).







Step 1: Sign In to Your McAfee Account

Before canceling   (1)((833))((319))((6690)), confirm you can access the email and account linked to your McAfee subscription  
(1)((833))((319))((6690)).





If you're unsure which account was used,  
(1)((833))((319))((6690)) (McAfee®) can help locate it using billing details   (1)((833))((319))((6690)).





Step 2: Review Subscription & Renewal Settings

Check your active plan   (1)((833))((319))((6690)), such as McAfee Total Protection or McAfee AntiVirus Plus, and review the renewal date   (1)((833))((319))((6690)).

This step ensures you don't miss upcoming charges  
(1)((833))((319))((6690)). If you're unable to view this information,  
(1)((833))((319))((6690)) (McAfee®) can review your subscription in real time   (1)((833))((319))((6690)).

Step 3: Cancel Subscription or Disable Auto-Renewal

You may either cancel your McAfee subscription completely  
(1)((833))((319))((6690)) or turn off auto-renewal so the plan expires naturally   (1)((833))((319))((6690)).

If the online steps are unclear, call   (1)((833))((319))((6690))
(McAfee®) for direct cancellation support   (1)((833))((319))((6690)).

Step 4: Confirm Your Cancellation

After canceling 🧑🏻📞 (1)((833))((319))((6690)), always confirm the request was processed 🧑🏻📞 (1)((833))((319))((6690)).

You should receive a confirmation email. If not, contact 🧑🏻📞 (1)((833))((319))((6690)) (McAfee®) to verify cancellation status 🧑🏻📞 (1)((833))((319))((6690)).

Important Information Before Cancelling

- **Uninstalling McAfee does not cancel billing** – Subscription cancellation must be completed separately 🧑🏻📞 (1)((833))((319))((6690)).
- **Third-party purchases** (Apple, Google Play, or retailers) must be canceled through the original seller 🧑🏻📞 (1)((833))((319))((6690)).
- **Protection remains active** until the current billing period ends 🧑🏻📞 (1)((833))((319))((6690)).
- **Always save confirmation proof** after canceling 🧑🏻📞 (1)((833))((319))((6690)).

For any issues, 🧑🏻📞 (1)((833))((319))((6690)) (McAfee®) is available to guide you through the process.

FAQs – How to Cancel a McAfee Subscription?

How do I cancel a McAfee subscription by phone?



Call 🧑🏻📞 (1)((833))((319))((6690)) (McAfee®) to get immediate help from a cancellation specialist 🧑🏻📞 (1)((833))((319))((6690)).

Can I cancel my McAfee subscription online?



Yes. Log in to your McAfee account, go to Subscriptions, and disable auto-renewal. For help, call 🧑🏻📞 (1)((833))((319))((6690)).

Does disabling auto-renewal cancel McAfee?

Yes. It stops future billing and allows the subscription to end naturally

  (1)((833))((319))((6690)).

Will uninstalling McAfee stop charges?

No   (1)((833))((319))((6690)). Uninstalling does not affect billing.

Am I eligible for a refund after canceling?

Refund eligibility depends on timing. Contact  

(1)((833))((319))((6690)) (McAfee®) to confirm  

(1)((833))((319))((6690)).

FAQ: How to Cancel a McAfee Subscription

1. How do I cancel a McAfee subscription?

To cancel a McAfee subscription, sign in to your McAfee account, go to **My Account** → **Subscriptions**, and turn off **Auto-Renewal**. For step-by-step help, call (1)((833))((319))((6690)).

2. Does turning off auto-renewal cancel my McAfee subscription?

Yes. Turning off auto-renewal prevents future billing and cancels the subscription after the current term ends. For confirmation, contact (1)((833))((319))((6690)).

3. Can I cancel my McAfee subscription at any time?

Yes, you can cancel your McAfee subscription at any time. Your protection remains active until the paid period expires. For assistance, call (1)((833))((319))((6690)).

4. How do I cancel McAfee auto-renewal before renewal?

Log in to your McAfee account and disable auto-renewal before the renewal date. If you need quick help, reach (1)((833))((319))((6690)).

5. Will I get a refund after canceling my McAfee subscription?

Refunds depend on McAfee's refund policy and when the cancellation is made. To check refund eligibility, contact (1)((833))((319))((6690)).

6. How do I cancel a McAfee subscription purchased from a third party?

If purchased through Apple, Google Play, or another retailer, cancellation must be done through that provider. For guidance, call **(1)(833)(319)(6690)**.

7. What happens after I cancel my McAfee subscription?

After cancellation, McAfee protection continues until the subscription expires. Once expired, protection and updates stop. For status checks, call **(1)(833)(319)(6690)**.

8. How can I confirm my McAfee subscription is canceled?

You can confirm cancellation by checking that auto-renewal is turned off in your account or by reviewing the confirmation email. If unsure, call **(1)(833)(319)(6690)**.

9. Can I cancel my McAfee subscription without logging in?

In most cases, logging in is required. If you can't access your account, McAfee support at **(1)(833)(319)(6690)** can help verify your details.

10. Does canceling a McAfee subscription delete my account?

No, canceling your McAfee subscription does not delete your account. You can log in anytime to renew or manage services. For account help, call **(1)(833)(319)(6690)**.

Conclusion

🧡 📱 (1)((833))((319))((6690)) Understanding **how to cancel a McAfee subscription** helps you avoid unexpected charges and maintain control over your payments 🧡 📱 (1)((833))((319))((6690)). Always cancel through official channels 🧡 📱 (1)((833))((319))((6690)), turn off auto-renewal when needed 🧡 📱 (1)((833))((319))((6690)), and confirm cancellation 🧡 📱 (1)((833))((319))((6690)).

Remember, uninstalling McAfee alone will **not** stop billing 🧡 📱 (1)((833))((319))((6690)).

For fast and reliable help, contact

🧡 📱 (1)((833))((319))((6690)) (**McAfee®**)
and complete your subscription cancellation with confidence 🧡 📱 (1)((833))((319))((6690)).